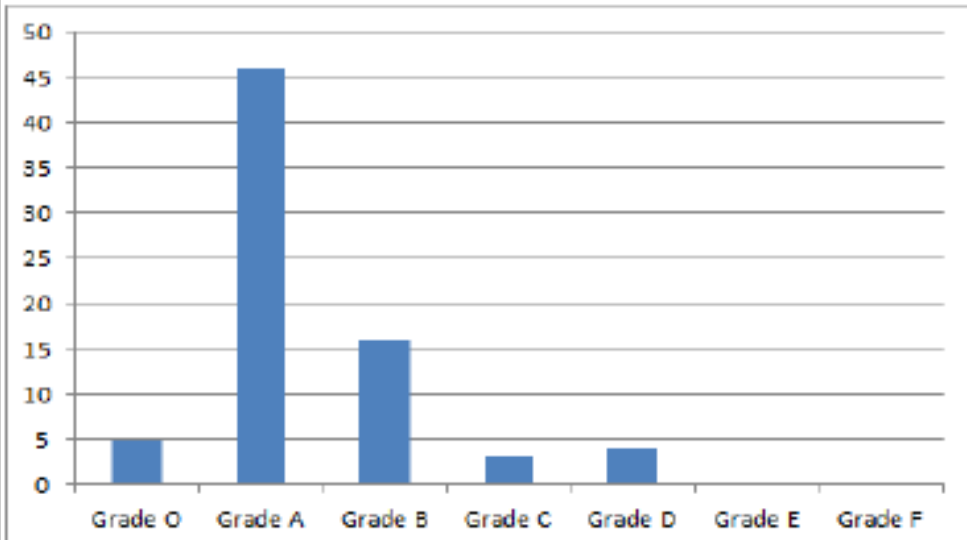
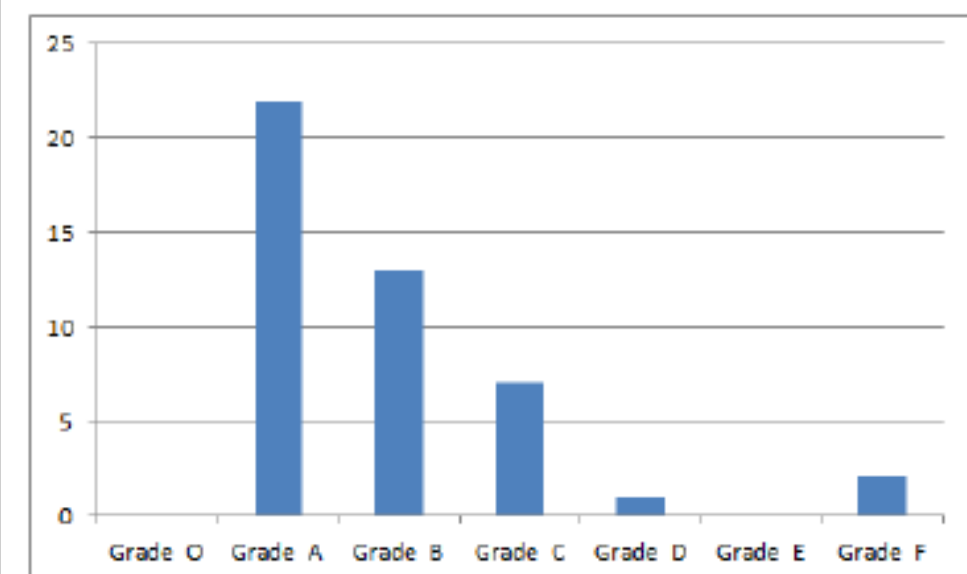


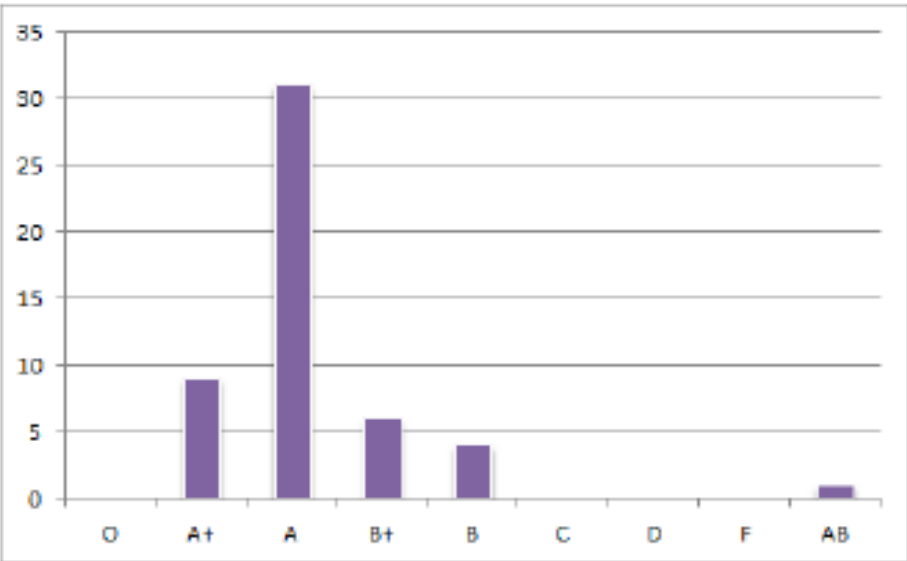
THE LORD'S UNIVERSAL COLLEGE OF EDUCATION

B.Ed. Results at a Glance (according to Seven point grading system)

Year	Appeared	Passed students	O	A	B	C	D	E	F	Graph- Overall result																
2015-2017	74	74	5	46	16	4	3	0	0	 <table border="1"> <caption>Data for 2015-2017 Graph</caption> <thead> <tr> <th>Grade</th> <th>Count</th> </tr> </thead> <tbody> <tr><td>Grade O</td><td>5</td></tr> <tr><td>Grade A</td><td>46</td></tr> <tr><td>Grade B</td><td>16</td></tr> <tr><td>Grade C</td><td>4</td></tr> <tr><td>Grade D</td><td>3</td></tr> <tr><td>Grade E</td><td>0</td></tr> <tr><td>Grade F</td><td>0</td></tr> </tbody> </table>	Grade	Count	Grade O	5	Grade A	46	Grade B	16	Grade C	4	Grade D	3	Grade E	0	Grade F	0
Grade	Count																									
Grade O	5																									
Grade A	46																									
Grade B	16																									
Grade C	4																									
Grade D	3																									
Grade E	0																									
Grade F	0																									
2016-2018	45	43	0	22	13	7	1	0	2	 <table border="1"> <caption>Data for 2016-2018 Graph</caption> <thead> <tr> <th>Grade</th> <th>Count</th> </tr> </thead> <tbody> <tr><td>Grade O</td><td>0</td></tr> <tr><td>Grade A</td><td>22</td></tr> <tr><td>Grade B</td><td>13</td></tr> <tr><td>Grade C</td><td>7</td></tr> <tr><td>Grade D</td><td>1</td></tr> <tr><td>Grade E</td><td>0</td></tr> <tr><td>Grade F</td><td>2</td></tr> </tbody> </table>	Grade	Count	Grade O	0	Grade A	22	Grade B	13	Grade C	7	Grade D	1	Grade E	0	Grade F	2
Grade	Count																									
Grade O	0																									
Grade A	22																									
Grade B	13																									
Grade C	7																									
Grade D	1																									
Grade E	0																									
Grade F	2																									

THE LORD'S UNIVERSAL COLLEGE OF EDUCATION

B.Ed. Results at a Glance (according to Ten point grading system)

Year	Appeared	Passed students	O	A+	A	B+	B	C	D	F	AB	Graph- Overall result
2017-2019	51	50	0	9	31	6	4	0	0	0	1	 <p>The bar chart displays the distribution of grades for the overall result. The highest number of students achieved an 'A' grade with 31 students. Other grades include A+ (9), B+ (6), B (4), and AB (1). No students achieved grades O, C, D, or F.</p>

THE LORD'S UNIVERSAL COLLEGE OF EDUCATION

B.ED. RESULT AT A GLANCE

-----CGPI (CUMULATIVE GRADE PERFORMANCE INDEX)-----					
Batch: 2018-2020			Batch: 2019-2021		
Point	Grade	Nos.	Point	Grade	Nos.
No. of Students appeared:		101	No. of Students appeared:		45
10	O	0	10	O	0
09	A+	11	09	A+	20
08	A	70	08	A	22
07	B+	17	07	B+	0
06	B	0	06	B	0
05	C	0	05	C	0
04	D	0	04	D	0
00	F	0	00	F	2
AB	AB	3	AB	AB	1

