



State Common Entrance Test Cell, Government of Maharashtra

Online Registration For MAH-B.Ed.-CET 2022

User Manual

(For Technical Help Only)

















+91-9028646040, +91-7066827093 (10:00 AM to 06:00 PM)



dhe.cetreg2022@gmail.com

Index

-  [New Registration](#)
-  [Registration Details](#)
-  [Mobile Number and Email Address](#)
-  [Application Number Generation](#)
-  [Registered Candidates Sign In](#)
-  [Candidature Type and Other Reservation Details](#)
-  [Category Details](#)
-  [Eligibility Qualification Details](#)
-  [Qualification Details](#)
-  [Upload Photograph & Signature](#)
-  [Upload Required Document for Proof of Identity](#)
-  [Preview and Validate Application Form](#)
-  [Registration Fee Cart](#)
-  [Print Application form](#)

[Click on Subject to visit respective page.](#)

New Registration

Click on the New Registration button to fill the Application form.

State Common Entrance Test Cell, Government of Maharashtra
Online Registration For MAH-B.Ed. (General & Special) & B.Ed.-ELCT CET 2022

(For Technical Help Only)
+91-9028646040, +91-7066827093 (10:00 AM to 06:00 PM)
dhe.cetreg2022@gmail.com

Home | Important Dates And Schedule | Important Notices | Downloads | Contact Us

Home

New Registration (For First Time Registration by the Candidate)

Already Registered Candidate's Login

Admin Login (For Official Use)

IMPORTANT

New Registration | Already Registered

Ongoing Events

Activity	Schedule
On Line Registration and Confirmation of Application Form for MAH-B.Ed. Course CET 2022 and B.Ed. ELCT.2022 Through Computer connected to Internet on the website https://cetcell.mahacet.org/	From Thursday, 24/03/2022 To Tuesday, 12/04/2022
Issue of Hall Ticket through login of successfully Registered Candidates https://cetcell.mahacet.org/	Tuesday, 10/05/2022 Onwards. Date subject to change.
	From Thursday, 02/06/2022 To Saturday, 04/06/2022

Click [HERE](#) for Entire Schedule

Pre-Requisite for MAH-B.Ed.-CET 2022 / एमएच-एम.एड.-सीईटी २०२२ परीक्षेसाठी पुर्वापेक्षित अट

Pre-Requisite for MAH-B.Ed.-CET 2022 / एमएच-एम.एड.-सीईटी 2022 परीक्षेसाठी पुर्वापेक्षित अट

- Candidate must have passed or appeared for Graduation / Post Graduation.
- If they apply in spite of specific instructions in the Pre-Requisite and Information Brochure, the fees paid by them will not be refunded in any case and they will not be adjusted in any other CET.
- Maharashtra State Candidate MUST clearly mention the Category, in case of reservation (Such as- SC/ST/OBC/VJ/DT-NT(A)/NT(B)/NT(C)/NT(D)/SBC). Candidate must possess valid documents like Caste Certificate, Caste Validity Certificate and Non Creamy Layer Certificate as applicable (valid up to 31st March 2023).
- Disabled candidates must have a certificate of at least 40% or more of disability.
- Fees :- For General Category Candidates from Maharashtra State, Outside Maharashtra State (OMS) Candidates : Rs.800/-
- Fees :- For Candidates of Backward class categories [SC/ST/OBC/VJ/DT- NT(A)/NT(B)/NT(C)/NT(D)/SBC Candidates form Maharashtra State] : Rs.500/-
- Please read the User Manual and Information Brochure before filling the CBT (Computer Based Test) online registration form.
- Candidate should verify the application before finally submitting and making payment.
- The Applications finally submitted and Application for which fees has been paid applications will not be edited. Hence candidates are advised to verify all the details filled in details before making payment and finally submitting the Application form.
- Candidates should use their active E-mail ID and Mobile Number for the registration. Candidate should keep their E-mail ID and Mobile Number active till the process of CET and Centralised Admission is over.
- Candidate is responsible for the information filled in and form finally submitted.
- Please do not share your Application No, Password and OTP with anybody.
- Please Use Good Quality Photograph, Signature and Document for Proof of Identity Images for Uploading.
- Candidates are advise to Visit official <https://cetcell.mahacet.org/> website for latest Notifications.
- Candidate can use Only one Mobile No and E-mail ID for One Application Form.
- Candidates who have completed their SSC on wards Education in English Medium are advised to opt for English Language Content Test (ELCT) option along with B.Ed. CET.
- If the candidate fails to opt for ELCT while filling form, his request for change in application form will not be considered once the form is finally submitted.
- Candidates filling in application form will be considered to have read the Instructions and Information Brochure.

I have read the above prerequisite conditions for applying for MAH-B.Ed.-CET 2022 and I confirm that I am satisfying these conditions and hence applying for the same by accepting the conditions which are binding on me.

[I Accept and Proceed >>>](#)

The Candidate is required to read the prerequisite conditions before applying for MAH-B. Ed.-CET 2022. Then click on the Check box to proceed Further.

Registration Details

Personal Details: fill in the details as filled below.

Registration Details	
Personal Details	
Candidate's Full Name उमेदवाराचे पूर्ण नाव	LAXMAN CHANDRASHEKHAR RATHOD <small>(The Name filled in must match with SSC / HSC Equivalent Marks Memo / Certificate)</small>
Father's Name (First Name Only) बाहिनाचे नाव	CHANDRASHEKHAR
Mother's Name (First Name Only) आईचे नाव	SANGEETA
Gender लिंग	Male
Confirm Your Gender लिंग पुन्हा करा	Male
Date Of Birth (DD/MM/YYYY) जन्म तारीख (दिनांक/महिना/वर्ष)	15/10/1994
Religion धर्म	Hindu
Region to which you belong? उमेदवार कोणत्या भागाचा रहिवासी आहे?	Rural
Mother Tongue मातृभाषा	Marathi
Nationality राष्ट्रीयत्व	Indian

Permanent Address: Enter details as shown below.

If the Permanent and correspondence address of the candidate is the same then, the candidate needs to select “Yes” otherwise manually fill in the details.

Permanent Address	
Address Line 1 पत्ता ओळ 1	
Address Line 2 पत्ता ओळ 2	
Address Line 3 पत्ता ओळ 3	
Note: Maximum allowed length for each row is 50 characters.	
State राज्य	-- Select State --
District जिल्हा	-- Select District --
Taluka तालुका	-- Select Taluka --
Village गाव	-- Select Village --
PIN Code पिन कोड	
Telephone No दूरध्वनी क्रमांक	
One Time Password (OTP) will be sent to the mobile number given below for activation of your login. Kindly make sure that mobile number is correct. This mobile number will be used for all future communications. Candidate can use one Mobile No for One Application Form.	
Mobile No अन्याध्वनी क्रमांक	
E-Mail ID ई - मेल आयडी	
Is Address for Correspondence Same as Permanent Address <input type="radio"/> Yes <input type="radio"/> No	

Mobile Number and Email Address

One Time Password (OTP) will be sent to the mobile number given below for activation of your login. Kindly make sure that your mobile number is correct. This mobile number will be used for all future communications. Candidates can use one Mobile No for One Application Form.

The candidate has to enter the mobile and Email. (Candidate can use Only one Mobile No and E-mail ID for One Application Form.)

One Time Password (OTP) will be sent to the mobile number given below for activation of your login.
Kindly make sure that mobile number is correct. This mobile number will be used for all future communications.
Candidate can use one Mobile No for One Application Form.

<p>Mobile No भ्रमणधनी क्रमांक</p> <input type="text" value="9156491083"/>	<p>E-Mail ID ई - मेल आयडी</p> <input type="text" value="Test@gmail.com"/>
-------------------------------------------------------------------------------	-------------------------------------------------------------------------------

Choose Password

Choose your Password as per the criteria shown in the text and enter the security Pin as shown. Click on the “Save and Proceed” button.

Choose Your Password संकेतशब्द, सिरावा	<input type="password"/>
Confirm Password संकेतशब्दाची पुनरी करा	<input type="password"/>
Enter Security Pin Given Below (Case Sensitive)	<input type="text"/>
Security Pin	RV9NR
<input type="button" value="Save & Proceed >>>"/>	

Verify One Time Password

To generate an Application ID Candidate, need to verify his/her registered mobile number. State CET Cell will send you a One Time Password (OTP)

on Your Registered Mobile Number which contains the Verification code.
Candidates need to enter the Received Verification Code as it is.

Verify One Time Password

Instructions :

- State CET Cell will send you a One Time Password (OTP) on Your Registered Mobile Number to Verify Your Login
- After receiving One Time Password (OTP), Please Enter it.
- After Verification of One Time Password (OTP), You can Proceed to Complete Your Activities.

Enter One Time Password

Verify OTP **Resend in 44 Second**

Application Number Generation

After Verification of OTP candidate will get System Generated Application No. As shown.

Instructions

Registered Successfully for MAH-B.Ed.-CET 2022

Application No. : 227600013

Important Instruction :

1. Please note down system generated Application No. and chosen Password for all future logins.
2. Candidate is advised not to disclose or share their password with anybody. CET Cell will not be responsible for violation or misuse of the password of a candidate.
3. Candidate can change his/her passwords after login, if desired.
4. Candidate should remember to log out at the end of their session so that the particulars of the candidate cannot be tampered or modified by unauthorized persons.
5. Candidate can reset Password using a verification code sent via text message (SMS) to Candidate's Registered Mobile No.
6. Application No. has been sent to Candidate's Registered Mobile Number.

Proceed to Complete Application Form >>>

Registered Candidates Sign In

Enter your Application No and Password to sign in to start filling out your application form.

Registered Candidates Sign In

Application No. :

Password :

Sign In

Instructions :

1. The Candidate who is already registered should enter Application No. and Password.
2. Candidate should note down the Application No. and the Password in the diary and keep it in the safe custody.
3. In case candidate forgets his / her Application No. / Password, he / she can retrieve it by using 'I can't access my account ?'.
4. Candidate is advised NOT TO disclose or share their password with anybody. CET Cell will not be responsible for violation or misuse of the password of a candidate by anybody.
5. Only Authorised and Bonafide users are legally allowed to proceed further.
6. Your IP Address and other information will be captured for security reasons by the system.
7. You are deemed to have read and accepted the instructions when you proceed further.

[I can't access my account ?](#)

Application Form Status/ Dashboard

Total 9 steps are required to complete the candidate to consider his/her application to confirm. Click on the “Incomplete” button to fill in the details.

Application Form Status		
Your Application Form is Incomplete. Please Fill-up the Form Step by Step.		
Step ID	Step Details	Status
Step 1	Registration Details	Complete
Step 2	Candidature Type and Other Reservation Details	Incomplete
Step 3	Qualification Details	Incomplete
Step 4	MAH-B.Ed.-CET Details	Incomplete
Step 5	Upload Photo and Signature	Incomplete
Step 6	Upload Required Document for Proof of Identity	Incomplete
Step 7	Preview and Validate Information	Incomplete
Step 8	Pay Registration Fee	Incomplete
Step 9	Print Application Form	Incomplete

Candidature Type and Other Reservation Details

Read in information and select your candidature type.

Candidature Type and Other Reservation Details

Candidature Type Details

Your Type of Candidature

Candidature Type : Maharashtra - Type A

(i) Candidate Passing Graduation / Post Graduation / Qualifying Examination from Maharashtra State.

(ii) The Candidate who is Domicile of Maharashtra. (Candidate should have been Domicile in Maharashtra State at the time of Admission) **OR** The Candidate who is Born in Maharashtra. (Candidate should mention the Place of Birth which is in Maharashtra State)

Options: Maharashtra - Type A, -- Select Candidature Type --, Maharashtra - Type B, Maharashtra - Type C, Maharashtra - Type D, Maharashtra - Type E, OMS, J & K Migrant

Category Details

Only Maharashtra Candidates are asked to give information of category. Select your caste based on your caste respective required document list will be displayed. Where you need to provide the status of respective documents.

Category Details	
Category of Candidate आपला जात सवर्ण निवडा	NT 1 (NT-B) * -- Select Category --
Select Caste to Which You Belong आपल्या जातीचे नाव निवडा	Open * SC * ST * DT/VJ * NT 1 (NT-B) * NT 2 (NT-C) * NT 3 (NT-D) * OBC * SBC *
Do you possess Caste Certificate आपल्याकडे जात प्रमाणपत्र आहे का?	-- Select -- *
Do you possess Caste / Tribe Validity Certificate जात / जमात वैधता प्रमाणपत्राची स्थिती निवडा	-- Select -- *
Do you have Non Creamy Layer Certificate valid up to 31 March 2023? उच्चत / प्रगत गटात मोडत असलेल्या प्रमाणपत्राची स्थिती निवडा	-- Select -- *

Available: If the candidate possesses the original copy of the document, then he/she can select document status as " Available".

Applied but Not Received

If the Candidate is applied to get the original document in such a case, then he/she can select document status as " Applied but Not Received" and fill in the details.

Not Applied

If the candidate does not possess the original document or applied to get the original copy in such case, he/she can select document status as "Not Applied"

Category Details	
Category of Candidate आपला जात सवर्ण निवडा	NT 1 (NT-B) * -- Select Category --
Select Caste to Which You Belong आपल्या जातीचे नाव निवडा	-- Select Caste -- *
Do you possess Caste Certificate आपल्याकडे जात प्रमाणपत्र आहे का?	-- Select -- *
Do you possess Caste / Tribe Validity Certificate जात / जमात वैधता प्रमाणपत्राची स्थिती निवडा	-- Select -- * Available * Applied but Not Received * Not Applied *
Do you have Non Creamy Layer Certificate valid up to 31 March 2023? उच्चत / प्रगत गटात मोडत असलेल्या प्रमाणपत्राची स्थिती निवडा	-- Select -- *

Person With Disability Details

If the candidate has a disability as mentioned in the disability matrix and possesses the minimum 40% disability certificate then select “Yes” and define your type.

Person With Disability Details	
Are you Person With Disability ? आपका दिव्यांग व्यवस्था आतात का ?	Yes
Type of Disability दिव्यांग प्रकार निवडा	Haemophilia * Minimum 40% benchmark disability required.
Do you Require Scribe ? आपल्याला नोंदवनीय ची मदत आहे का ?	Not Eligible
Do you Require Extra Time ? आपल्याला अतिरिक्त वेळ हवा आहे का ?	Not Eligible

Minority Details

IF a candidate belongs to a minority, then select “Yes” and select your Minority type from the given dropdown list otherwise select “No”.

Minority Details	
Do You belongs to Minority Category ?	<input checked="" type="radio"/> Yes <input type="radio"/> No
Linguistic Minority	-- Select Linguistic Minority --
Religious Minority	-- Select Religious Minority --

Eligibility Qualification Details

Eligibility Qualification Details	
Eligibility Qualification	-- Select Eligibility Qualification -- -- Select Eligibility Qualification -- Graduation Post Graduation

Save & Proceed

Click on “Save and Proceed” for the Next Step.


Qualification Details

To add qualification details candidates are required to click on the “Add Qualification” Button and Ass “SSC”, HSC , Graduation” details and click on the “Save and Next” button.







Qualification Details

Qualification *:

No Records Found

 Data Saved Successfully.

Qualification Details

Action	Qualification	Specialization	Board / University	Percentage	Class	Passing Month-Year
 	SSC	--	Maharashtra State Board of Secondary and Higher Secondary Education, Pune	45.00	Distinction	January-1945
 	HSC	Science	Maharashtra State Board of Secondary and Higher Secondary Education, Pune	49.00	Distinction	October-2015
 	Graduation (B.Sc.)	B.Sc. (Physics)	Shivaji University, Kolhapur	66.00	First Division	May-2016

MAH-B.Ed.-CET 2022 Examination Details

Candidates need to select at least 3 different nearby exam canters from the given list.

Select the information properly and click on save and proceed button for next step.

MAH-B.Ed.-CET 2022 Examination Details

Do you want to apply for English Medium Colleges of Education ?
OR Do you want to complete your B.Ed.in English Medium ? Yes No

Do you want to Opt for Special Education Colleges ? Yes No

Specify Preferences for MAH-B.Ed.-CET 2022 Examination Center

Note :
1. Candidate to note centers given in the options may not be available if the infrastructure is not available for conducting computer based Test. In such case the candidate will be shifted to the centre of the next choice.

Select Examination Center at Preference Number 1 *

Select Examination Center at Preference Number 2 *

Select Examination Center at Preference Number 3 *

Upload Photograph & Signature

To upload photo and signature click on Select Upload Type to choose upload type.




Candidates can upload the Saved photo or take Photo using a Mobile or Inbuild Camera. To upload a photo (Saved filed) click on the Open button to upload. Select the photo or Signature.




Similarly, the Candidate needs to change the upload type and navigate the signature and upload.

Select Upload Type : Signature ▼

Photograph
छायाचित्र



Signature
स्वामिनी



[Save & Proceed >>>](#)

Upload Required Document for Proof of Identity

The Candidates must remember that Ration Card and Learner's Driving License is not valid ID proof for the Examination and Soft Copies and Colour Xerox of the Identity Cards mentioned above are not allowed. The Candidates bringing photocopies and soft copies of the identity card will not be allowed for the Examination.


Select the Identity proof type and upload the document and click on "Save and Proceed" button for next step.

Upload Required Document for Proof of Identity

Instructions :

- Please Use Latest Version Of **Google Chrome** or **Mozilla Firefox** To Upload Documents.
- File Types Allowed : **pdf, jpg, jpeg, png.**
- Maximum File Size Allowed : **500 KB.**
- Upload any One Document from the list displayed bellow for the Proof of Identity.
- Carry the Copy of Uploaded Document at the time of Examination for the Proof of Identity.

Select Document which you are uploading PAN Card ▼


Sr. No.	Document Name	Upload	View	Edit
1	PAN Card			

[Save & Proceed >>>](#)



Preview and Validate Application Form

In this, the candidate needs to validate the entered information before proceeding towards final submissions.

If the candidate wants to change the information, then he/she should click on the Edit button as highlighted below

Preview and Validate Application Form			
Application No. : 227600013			
Registration Details  <- Click Here to Edit			
Candidate's Full Name	LAXMAN CHANDRASHEKHAR RATHOD		
Father's Name	CHANDRASHEKHAR	Mother's Name	SANGEETA
Gender	Male	Date of Birth	15/10/1994
Religion	Hindu	Region	Rural
Mother Tongue	Marathi	Nationality	Indian

After Validation, if all the details filled in by the candidate are correct and final then the candidate should click on the “Proceed for Payment” button as shown below, for payment.

 CHALAK SAGAR SATISH	
Document Uploaded  <- Click Here to Edit	
Sr. No.	Document Name
1.	PAN Card

[Proceed for Payment >>>](#)

Self-Confirmation

To proceed towards payment, click on “Yes” as shown below.

Self Confirmation

Note : Please check the details filled in the Application Form carefully before making the Payment. After making Payment, you will not be able to make any Changes in the Application Form Details.

Are you sure to Proceed to Payment ?

Yes **No**

Registration Fee Cart

As per the Information filled by the Candidate, the applicable Application Fee will be displayed to the candidate which is required to be paid. To pay the application fee click on the “Proceed to Payment button.

Registration Fee Cart

Details of Candidate on which Fees is Decided

Candidature Type	Maharashtra - Type A		
Original Category	Open	Category for CET	Open

Fees Details

Total Registration Fee Required to Pay(₹)	800/-
Online Registration Fee Paid (₹)	0/-
Remaining Online Registration Fee to be Paid (₹)	800/-

Note : Following Payment has not been done. Select the Fee Type(s) for which you want to pay the fee.

Select the Fee Type to Make Payment & Click On "Proceed To Payment >>>" Button.

Select	Fee Type	Fee Amount(₹)
<input type="checkbox"/>	Registration Fee	800

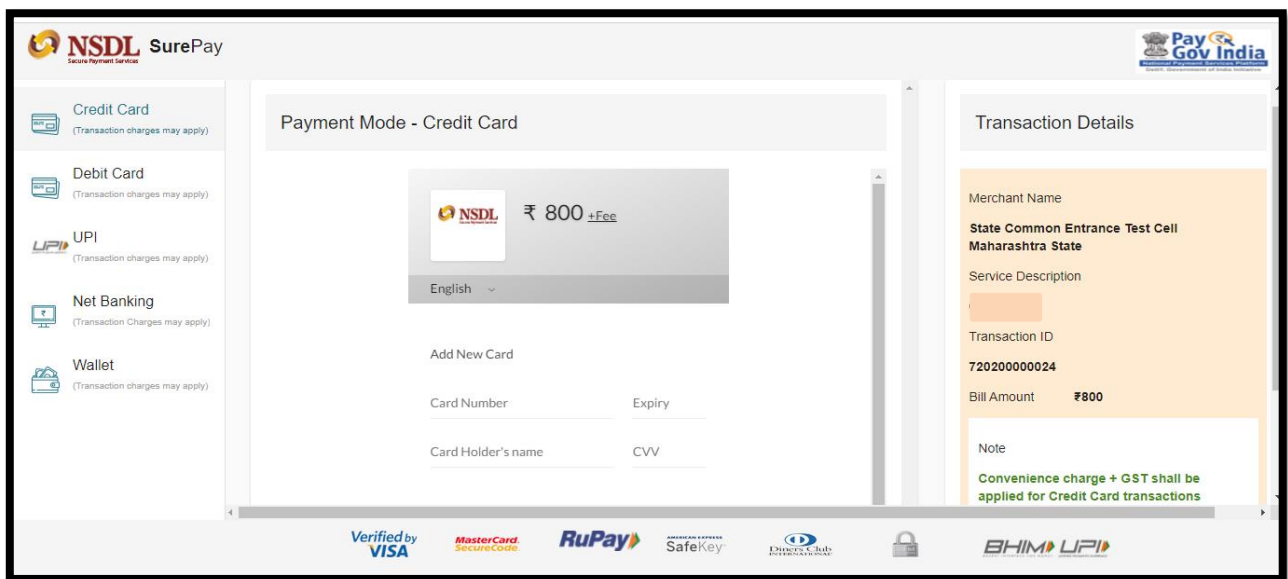
Total Fee(₹) **0.00**

Proceed To Payment >>>

Payment Mode Selection

To pay the Application Fee the Candidates needs to Select “NSDL”

Select Payment the mode and pay the application fee to confirm the application form.



Print Application form

Only After successful Payment of the application form candidate can print the application form.